

## Information on the cost of real sector external borrowing

[in Q1 2024\\*](#)

[in Q2 2024\\*](#)

[in Q3 2024\\*](#)

[in Q1 2023\\*](#)

[in Q2 2023\\*](#)

[in Q3 2023\\*](#)

[in Q4 2023\\*](#)

[in Q1 2022\\*](#)

[in Q2 2022\\*](#)

[in Q3 2022\\*](#)

[in Q4 2022\\*](#)

[in Q1 2021](#)

[in Q2 2021](#)

[in Q3 2021\\*](#)

[in Q4 2021\\*](#)

[methodological comment \(in Ukrainian\)](#)

*\* Data on loans between fellow enterprises are not include into survey starting from Q3 2021.*

### **Information on the cost of real sector external borrowing in Q3 2024**

The Information on the cost of real sector external borrowing in Q3 2024 is not published, because the number of agreements made during the period does not meet the required minimum stipulated by the methodology (at least five agreements of the corresponding maturity code and type of interest rates for loans, concluded by at least three counterparties).

## Information on the cost of real sector external borrowing in Q2 2024


| The currency of loans |         | Fixed interest rate                            |   |
|-----------------------|---------|--|---|
|                       |         | Short-term loans<br>(less than 365 (366) days) | Long-term loans<br>(more than 365 (366) days) |
| US Dollar             | minimum | -  | 5,00  |
|                       | maximum | -  | 10,00   |
| Euro                  | minimum | -  | -   |
|                       | maximum | -  | -   |

| The currency of loans |         | Floating (variable) interest rate (spread)     |   |
|-----------------------|---------|--|---|
|                       |         | Short-term loans<br>(less than 365 (366) days) | Long-term loans<br>(more than 365 (366) days) |
| US Dollar / Euro      | minimum | -  | -   |
|                       | maximum | -  | -   |

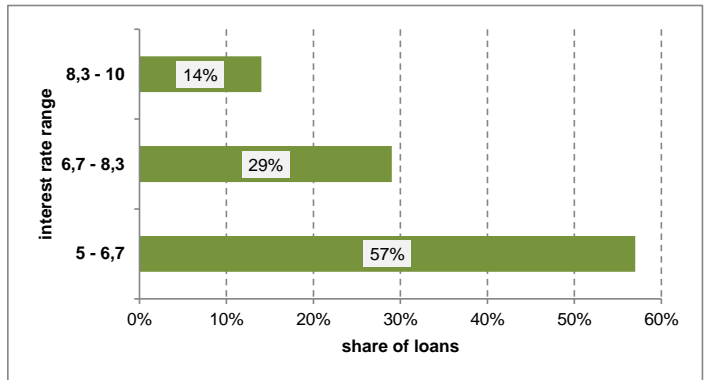
### The distribution of new loans by the level of interest rate

#### Fixed interest rate

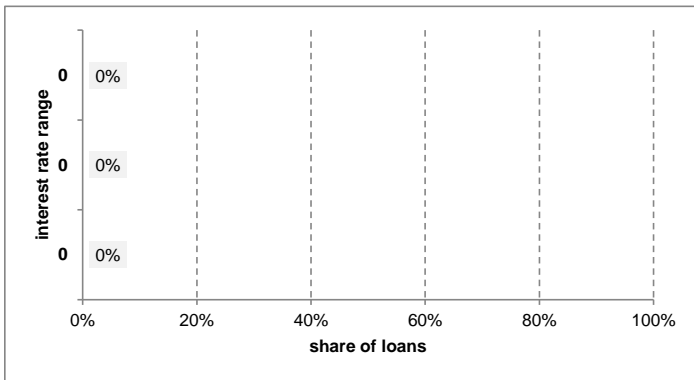
**Short-term loans (less than 365 (366) days)**  
**US Dollar**



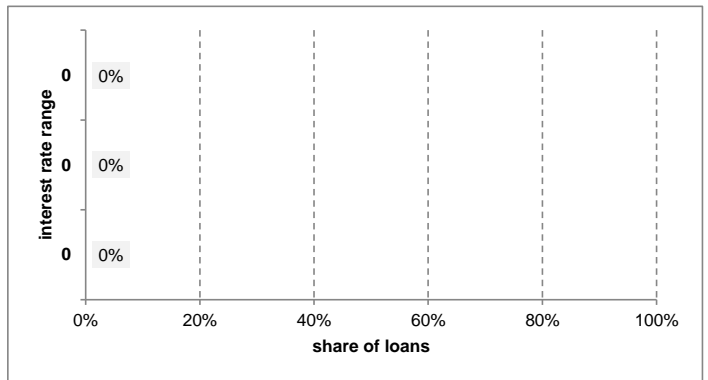
**Long-term loans (more than 365 (366) days)**  
**US Dollar**



#### Euro

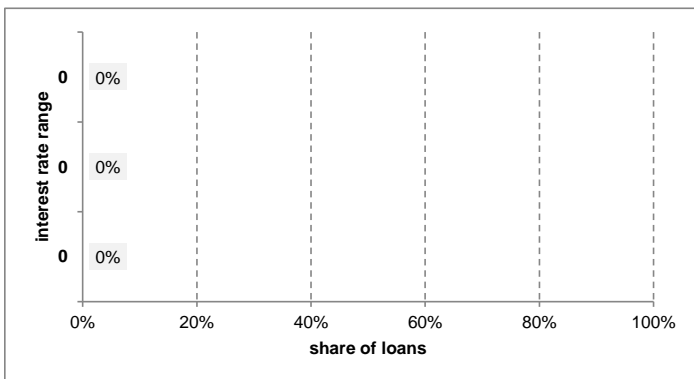


#### Euro

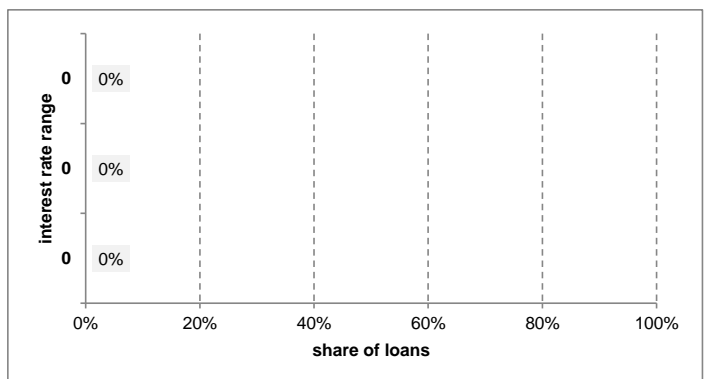


#### Floating (variable) interest rate (spread)

**Short-term loans (more than 365 (366) days)**



**Long-term loans (more than 365 (366) days)**



## Information on the cost of real sector external borrowing in Q1 2024


| The currency of loans |         | Fixed interest rate                            |   |
|-----------------------|---------|--|---|
|                       |         | Short-term loans<br>(less than 365 (366) days) | Long-term loans<br>(more than 365 (366) days) |
| US Dollar             | minimum | -  | -   |
|                       | maximum | -  | -   |
| Euro                  | minimum | -  | 1,50  |
|                       | maximum | -  | 12,00   |

| The currency of loans |         | Floating (variable) interest rate (spread)     |   |
|-----------------------|---------|--|---|
|                       |         | Short-term loans<br>(less than 365 (366) days) | Long-term loans<br>(more than 365 (366) days) |
| US Dollar / Euro      | minimum | -  | -   |
|                       | maximum | -  | -   |

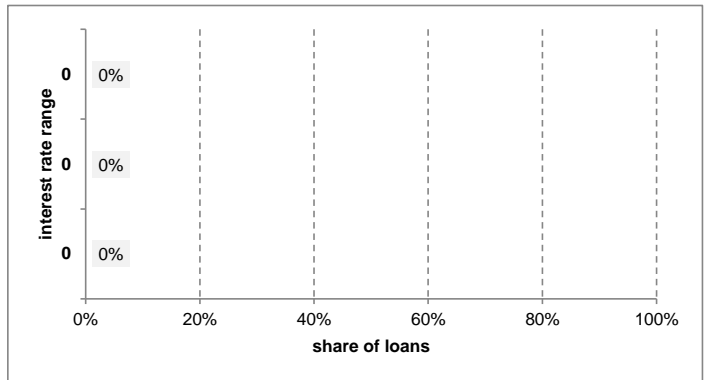
### The distribution of new loans by the level of interest rate

#### Fixed interest rate

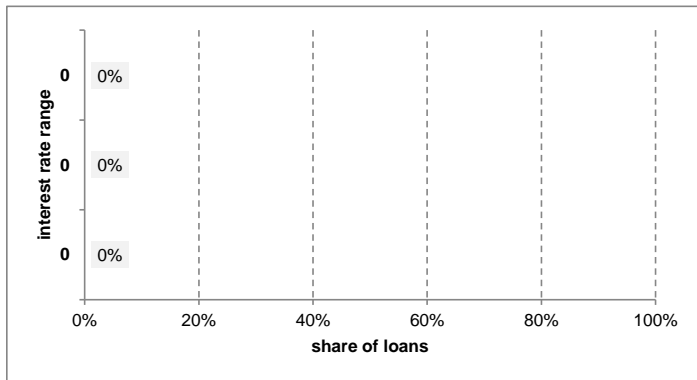
**Short-term loans (less than 365 (366) days)**  
**US Dollar**



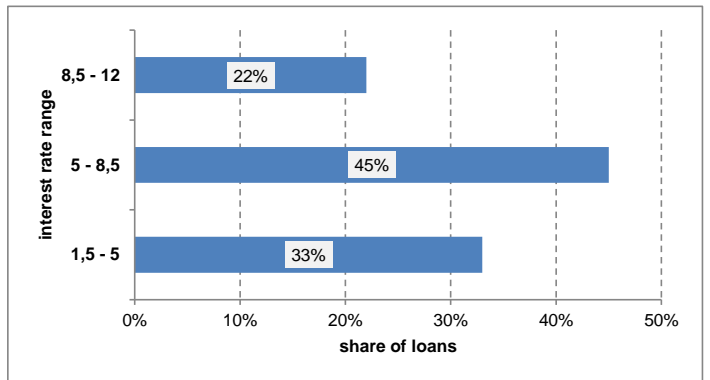
**Long-term loans (more than 365 (366) days)**  
**US Dollar**



#### Euro

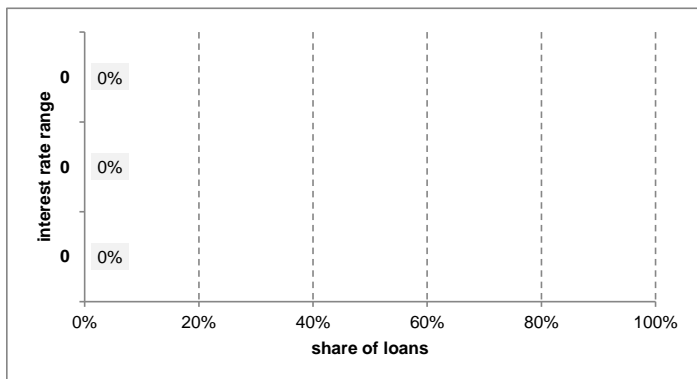


#### Euro

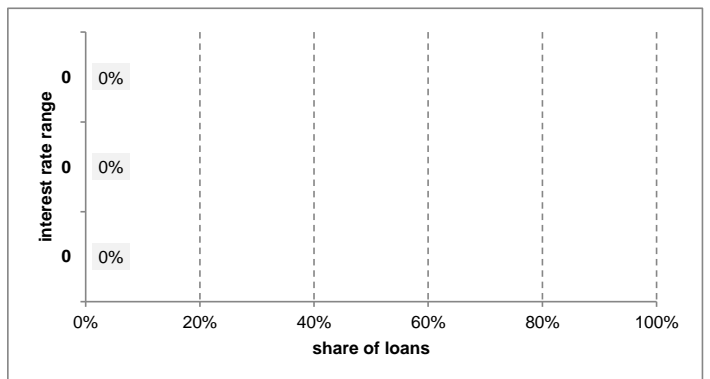


#### Floating (variable) interest rate (spread)

**Short-term loans (more than 365 (366) days)**



**Long-term loans (more than 365 (366) days)**



## Information on the cost of real sector external borrowing in Q4 2023


| The currency of loans |         | Fixed interest rate                            |   |
|-----------------------|---------|--|---|
|                       |         | Short-term loans<br>(less than 365 (366) days) | Long-term loans<br>(more than 365 (366) days) |
| US Dollar             | minimum | -  | -   |
|                       | maximum | -  | -   |
| Euro                  | minimum | -  | 0,50  |
|                       | maximum | -  | 10,00   |

| The currency of loans |         | Floating (variable) interest rate (spread)     |   |
|-----------------------|---------|--|---|
|                       |         | Short-term loans<br>(less than 365 (366) days) | Long-term loans<br>(more than 365 (366) days) |
| US Dollar / Euro      | minimum | -  | 0,50  |
|                       | maximum | -  | 5,00  |


### The distribution of new loans by the level of interest rate

#### Fixed interest rate


**Short-term loans (less than 365 (366) days)**  
**US Dollar**



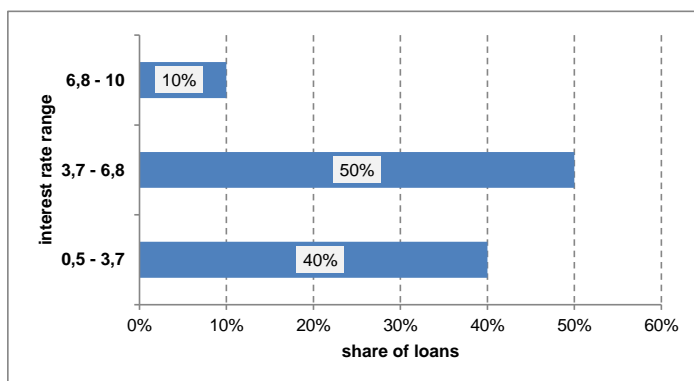
**Long-term loans (more than 365 (366) days)**  
**US Dollar**



#### Euro

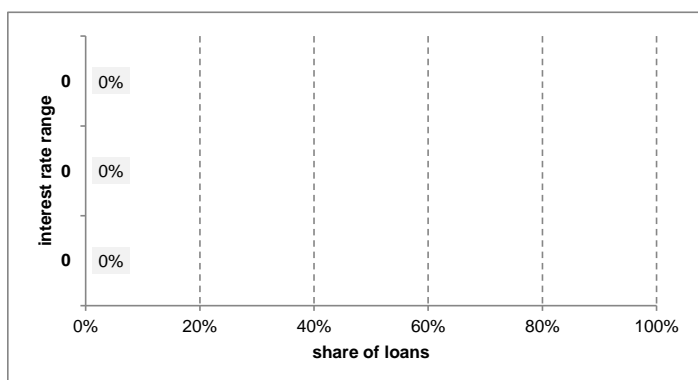


#### Euro

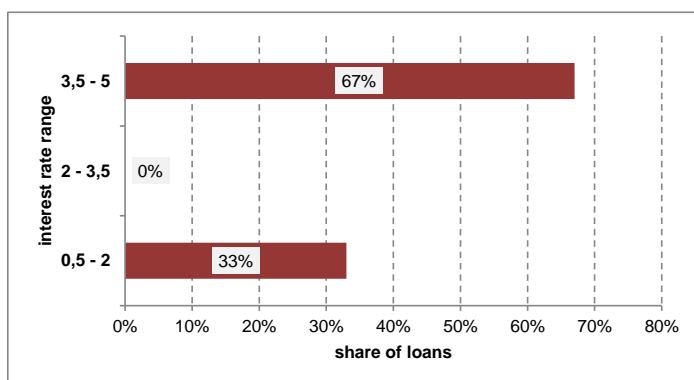


#### Floating (variable) interest rate (spread)

**Short-term loans (more than 365 (366) days)**



**Long-term loans (more than 365 (366) days)**



## Information on the cost of real sector external borrowing in Q3 2022


| The currency of loans |         | Fixed interest rate                            |   |
|-----------------------|---------|--|---|
|                       |         | Short-term loans<br>(less than 365 (366) days) | Long-term loans<br>(more than 365 (366) days) |
| US Dollar             | minimum | -  | -   |
|                       | maximum | -  | -   |
| Euro                  | minimum | -  | 0,50  |
|                       | maximum | -  | 9,00  |

| The currency of loans |         | Floating (variable) interest rate (spread)     |   |
|-----------------------|---------|--|---|
|                       |         | Short-term loans<br>(less than 365 (366) days) | Long-term loans<br>(more than 365 (366) days) |
| US Dollar / Euro      | minimum | -  | 1,00  |
|                       | maximum | -  | 8,00  |

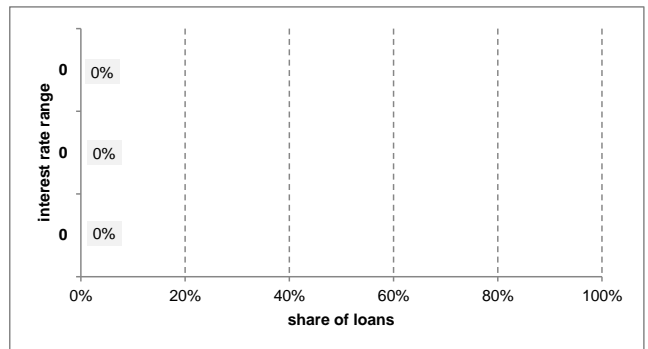
## The distribution of new loans by the level of interest rate

### Fixed interest rate


Short-term loans (less than 365 (366) days)  
US Dollar



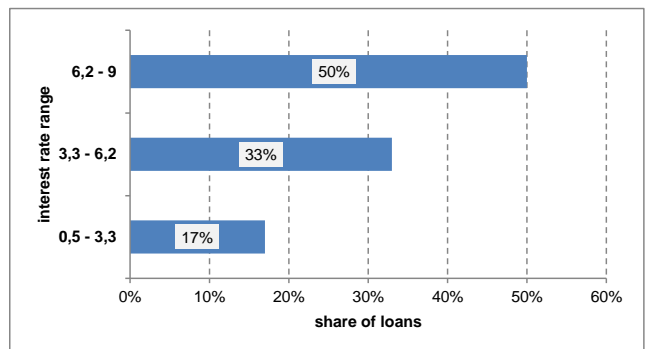
Long-term loans (more than 365 (366) days)  
US Dollar



### Euro

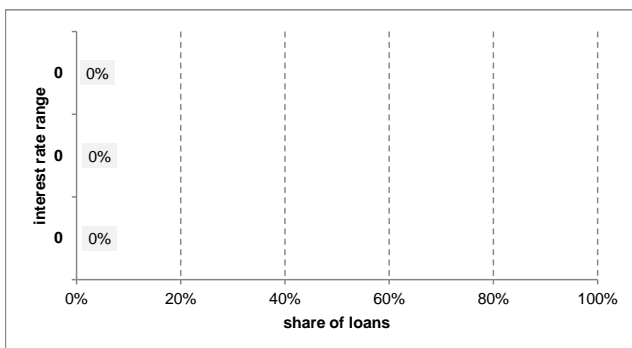


### Euro

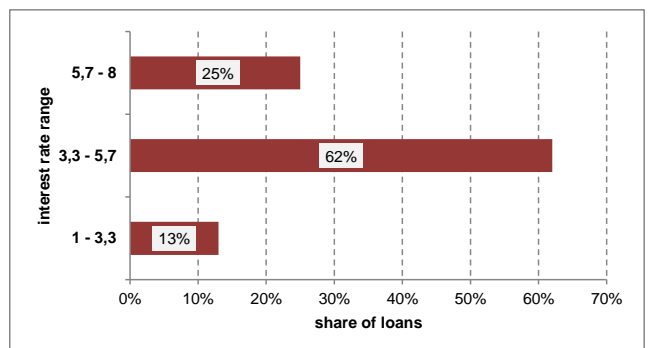


### Floating (variable) interest rate (spread)

Short-term loans (more than 365 (366) days)



Long-term loans (more than 365 (366) days)



### **Information on the cost of real sector external borrowing in Q2 2023**

The Information on the cost of real sector external borrowing in Q2 2023 is not published, because the number of agreements made during the period does not meet the required minimum stipulated by the methodology (at least five agreements of the corresponding maturity code and type of interest rates for loans, concluded by at least three counterparties).

### **Information on the cost of real sector external borrowing in Q1 2023**

The Information on the cost of real sector external borrowing in Q1 2023 is not published, because the number of agreements made during the period does not meet the required minimum stipulated by the methodology (at least five agreements of the corresponding maturity code and type of interest rates for loans, concluded by at least three counterparties).



## Information on the cost of real sector external borrowing in Q4 2022


| The currency of loans |         | Fixed interest rate                            |   |
|-----------------------|---------|--|---|
|                       |         | Short-term loans<br>(less than 365 (366) days) | Long-term loans<br>(more than 365 (366) days) |
| US Dollar             | minimum | -  | 1,00  |
|                       | maximum | -  | 8,00  |
| Euro                  | minimum | -  | 1,00  |
|                       | maximum | -  | 8,00  |

| The currency of loans |         | Floating (variable) interest rate (spread)     |   |
|-----------------------|---------|--|---|
|                       |         | Short-term loans<br>(less than 365 (366) days) | Long-term loans<br>(more than 365 (366) days) |
| US Dollar / Euro      | minimum | -  | -   |
|                       | maximum | -  | -   |

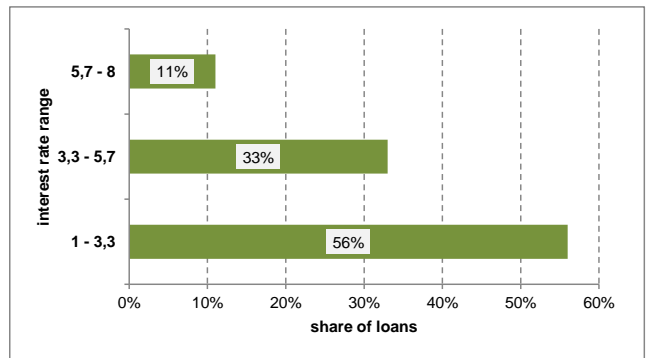
## The distribution of new loans by the level of interest rate

### Fixed interest rate


#### Short-term loans (less than 365 (366) days) US Dollar



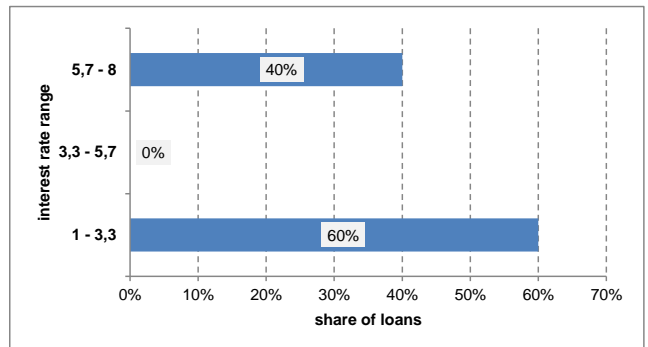
#### Long-term loans (more than 365 (366) days) US Dollar



#### Euro

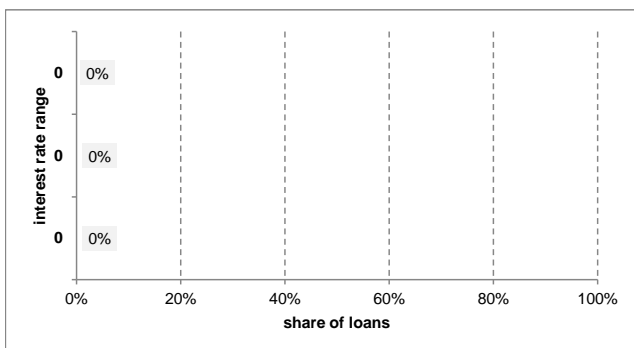


#### Euro

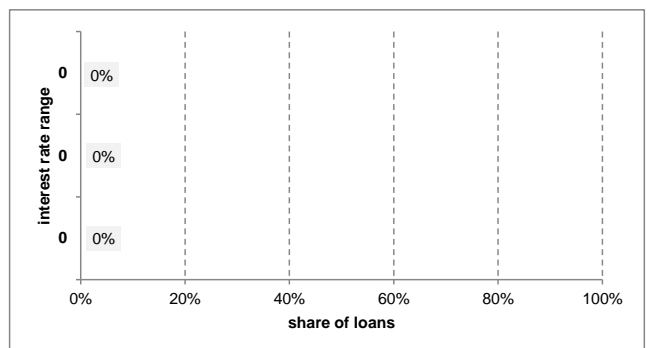


### Floating (variable) interest rate (spread)

#### Short-term loans (more than 365 (366) days)



#### Long-term loans (more than 365 (366) days)



## Information on the cost of real sector external borrowing in Q3 2022


| The currency of loans |         | Fixed interest rate                            |   |
|-----------------------|---------|--|---|
|                       |         | Short-term loans<br>(less than 365 (366) days) | Long-term loans<br>(more than 365 (366) days) |
| US Dollar             | minimum | -  | 0,01  |
|                       | maximum | -  | 9,00  |
| Euro                  | minimum | 0,10   | -   |
|                       | maximum | 12,57  | -   |

| The currency of loans |         | Floating (variable) interest rate (spread)     |   |
|-----------------------|---------|--|---|
|                       |         | Short-term loans<br>(less than 365 (366) days) | Long-term loans<br>(more than 365 (366) days) |
| US Dollar / Euro      | minimum | -  | -   |
|                       | maximum | -  | -   |

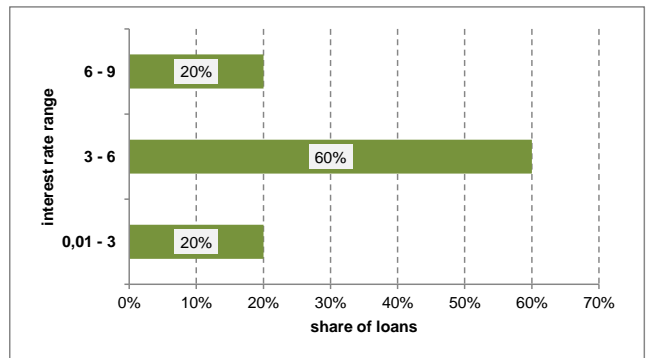
### The distribution of new loans by the level of interest rate

#### Fixed interest rate

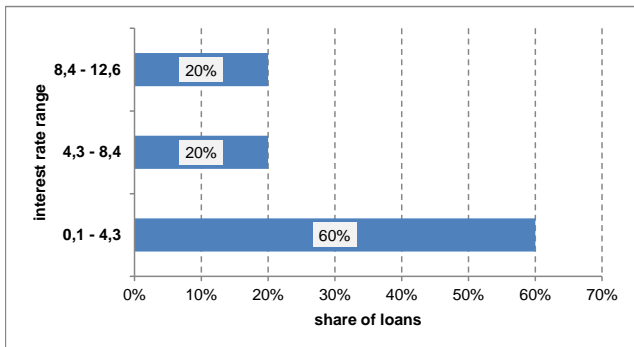
**Short-term loans (less than 365 (366) days)**  
**US Dollar**



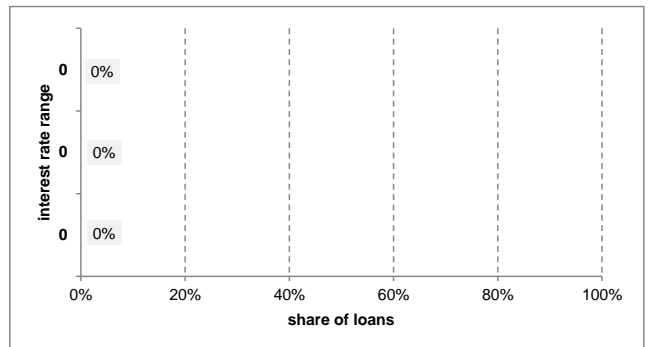
**Long-term loans (more than 365 (366) days)**  
**US Dollar**



#### Euro

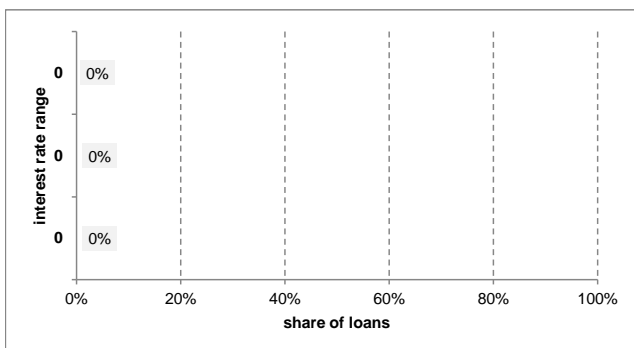


#### Euro

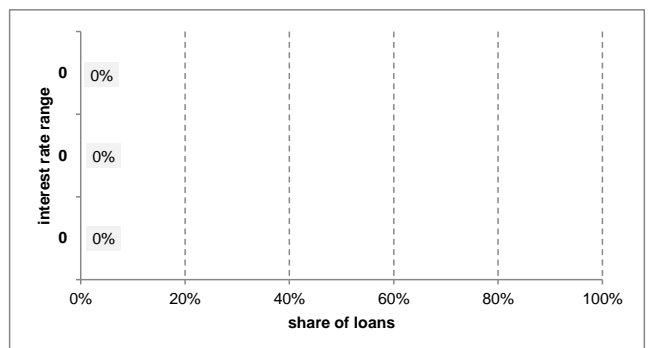


#### Floating (variable) interest rate (spread)

**Short-term loans (more than 365 (366) days)**



**Long-term loans (more than 365 (366) days)**



## **Information on the cost of real sector external borrowing in Q2 2022**

The Information on the cost of real sector external borrowing in Q2 2022 is not published, because the number of agreements made during the period does not meet the required minimum stipulated by the methodology (at least five agreements of the corresponding maturity code and type of interest rates for loans, concluded by at least three counterparties).

## Information on the cost of real sector external borrowing in Q1 2022

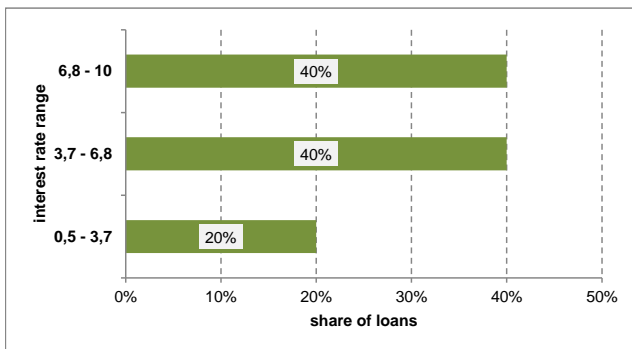
| The currency of loans |         | Fixed interest rate                            |   |
|-----------------------|---------|--|---|
|                       |         | Short-term loans<br>(less than 365 (366) days) | Long-term loans<br>(more than 365 (366) days) |
| US Dollar             | minimum | 0,10   | 0,10  |
|                       | maximum | 6,00   | 12,00   |
| Euro                  | minimum | 0,10   | 0,50  |
|                       | maximum | 8,00   | 10,00   |

| The currency of loans |         | Floating (variable) interest rate (spread)     |   |
|-----------------------|---------|--|---|
|                       |         | Short-term loans<br>(less than 365 (366) days) | Long-term loans<br>(more than 365 (366) days) |
| US Dollar / Euro      | minimum | -  | 0,60  |
|                       | maximum | -  | 10,00   |

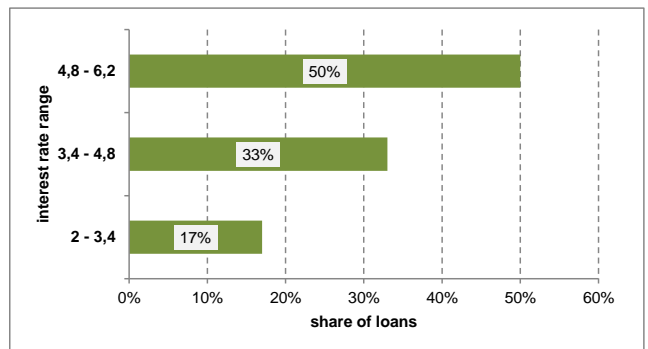
## The distribution of new loans by the level of interest rate

### Fixed interest rate

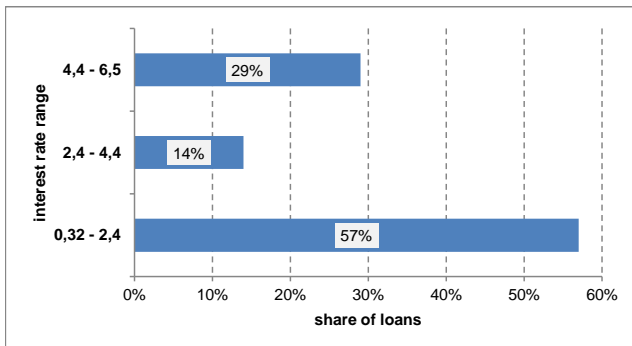
Short-term loans (less than 365 (366) days)  
US Dollar



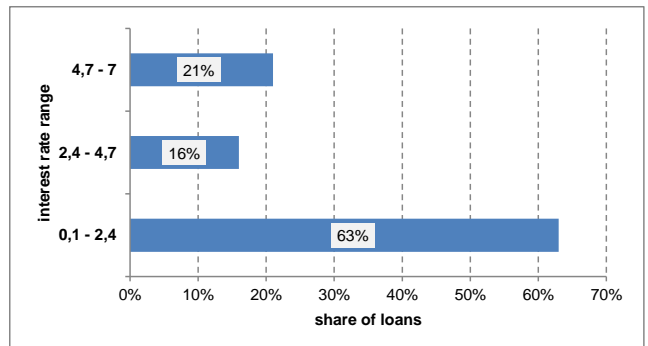
Long-term loans (more than 365 (366) days)  
US Dollar



### Euro



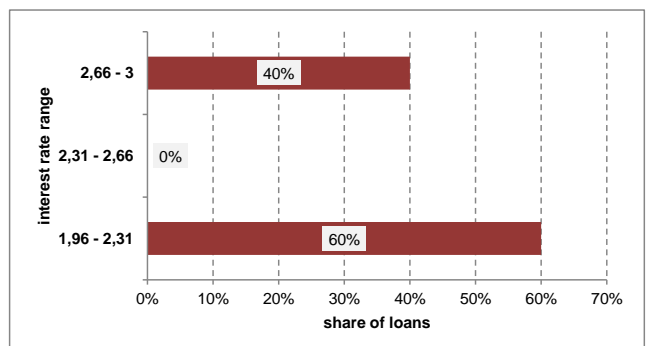
### Euro



### Floating (variable) interest rate (spread)

Short-term loans (more than 365 (366) days)

Long-term loans (more than 365 (366) days)



## Information on the cost of real sector external borrowing in Q4 2021

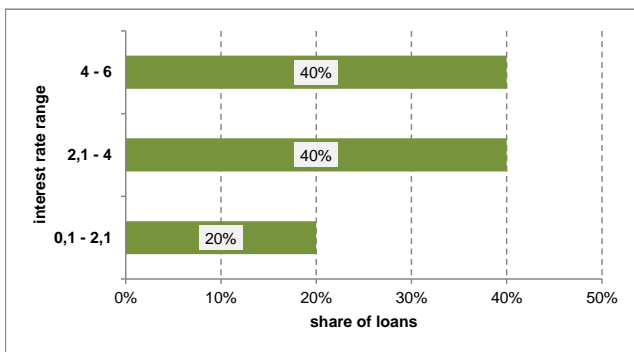
| The currency of loans |         | Fixed interest rate                            |   |
|-----------------------|---------|--|---|
|                       |         | Short-term loans<br>(less than 365 (366) days) | Long-term loans<br>(more than 365 (366) days) |
| <b>Q4</b>             |         |  |   |
| US Dollar             | minimum | 0,10   | 0,10  |
|                       | maximum | 6,00   | 12,00   |
| Euro                  | minimum | 0,10   | 0,50  |
|                       | maximum | 8,00   | 10,00   |

| The currency of loans |         | Floating (variable) interest rate (spread)     |   |
|-----------------------|---------|--|---|
|                       |         | Short-term loans<br>(less than 365 (366) days) | Long-term loans<br>(more than 365 (366) days) |
| <b>Q4</b>             |         |  |   |
| US Dollar / Euro      | minimum | -  | 0,60  |
|                       | maximum | -  | 10,00   |

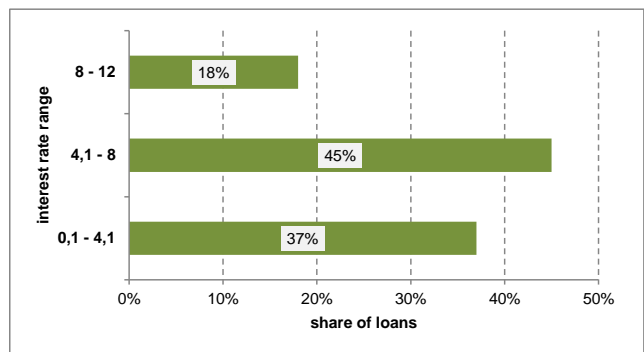
### The distribution of new loans by the level of interest rate

#### Fixed interest rate

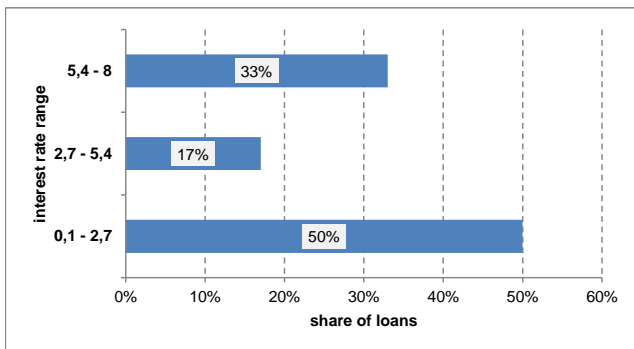
**Short-term loans (less than 365 (366) days)  
US Dollar**



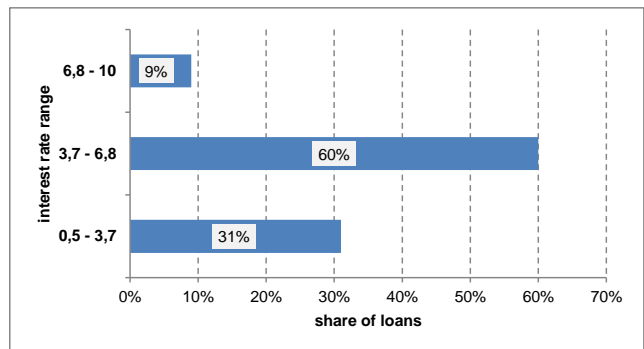
**Long-term loans (more than 365 (366) days)  
US Dollar**



#### Euro



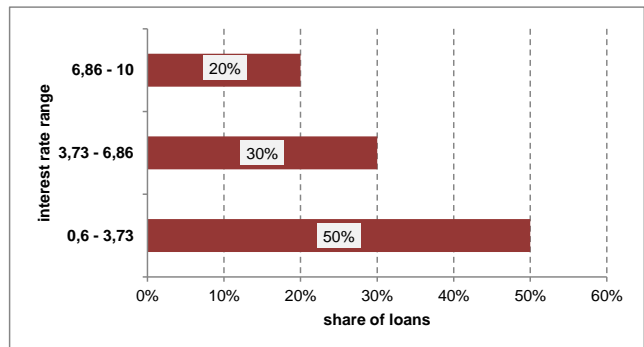
#### Euro



#### Floating (variable) interest rate (spread)

**Short-term loans (more than 365 (366) days)**

**Long-term loans (more than 365 (366) days)**



## Information on the cost of real sector external borrowing in Q3 2021

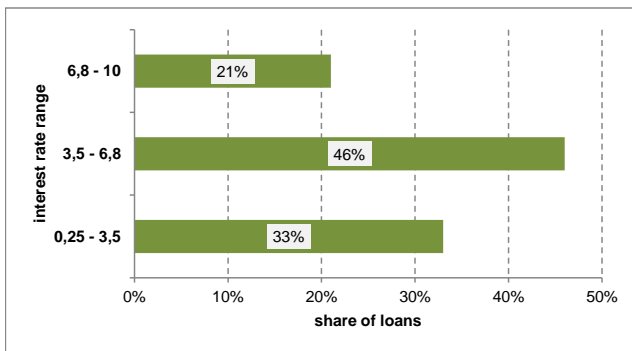
| The currency of loans |         | Fixed interest rate                            |   |
|-----------------------|---------|--|---|
|                       |         | Short-term loans<br>(less than 365 (366) days) | Long-term loans<br>(more than 365 (366) days) |
| <b>Q3</b>             |         |  |   |
| US Dollar             | minimum | 0,25   | 1,00  |
|                       | maximum | 10,00  | 9,00  |
| Euro                  | minimum | 0,25   | 0,50  |
|                       | maximum | 10,00  | 8,00  |

| The currency of loans |         | Floating (variable) interest rate (spread)     |   |
|-----------------------|---------|--|---|
|                       |         | Short-term loans<br>(less than 365 (366) days) | Long-term loans<br>(more than 365 (366) days) |
| <b>Q3</b>             |         |  |   |
| US Dollar / Euro      | minimum | -  | -   |
|                       | maximum | -  | -   |

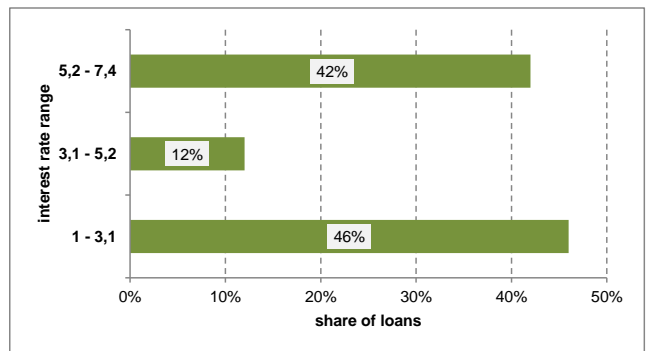
## The distribution of new loans by the level of interest rate

### Fixed interest rate

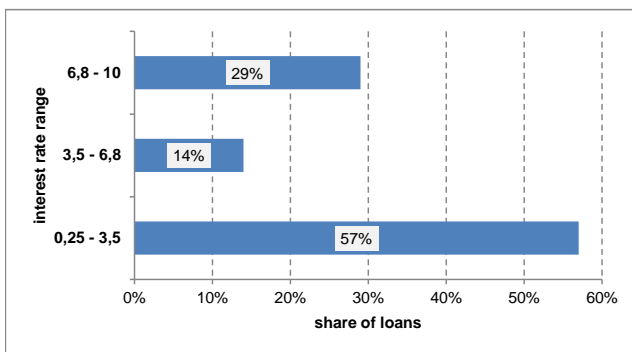
**Short-term loans (less than 365 (366) days)**  
**US Dollar**



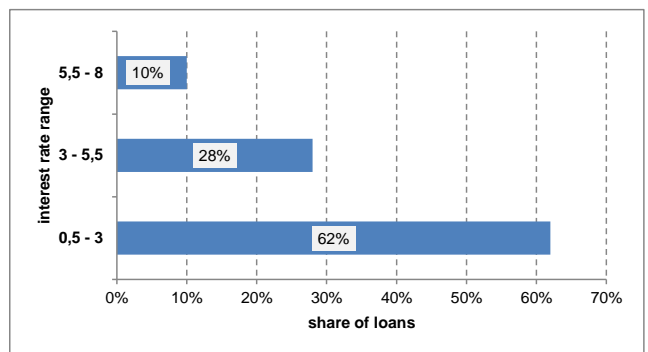
**Long-term loans (more than 365 (366) days)**  
**US Dollar**



### Euro



### Euro



### Floating (variable) interest rate (spread)

**Short-term loans (more than 365 (366) days)**

**Long-term loans (more than 365 (366) days)**

## Information on the cost of real sector external borrowing in Q2 2021

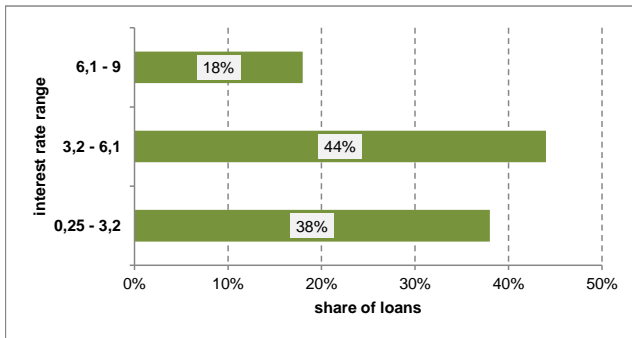
| The currency of loans |         | Fixed interest rate                            |   |
|-----------------------|---------|--|---|
|                       |         | Short-term loans<br>(less than 365 (366) days) | Long-term loans<br>(more than 365 (366) days) |
| <b>Q2</b>             |         |  |   |
| US Dollar             | minimum | 0,25   | 0,10  |
|                       | maximum | 9,00   | 10,50   |
| Euro                  | minimum | 0,10   | 0,10  |
|                       | maximum | 10,00  | 12,00   |

| The currency of loans |         | Floating (variable) interest rate (spread)     |   |
|-----------------------|---------|--|---|
|                       |         | Short-term loans<br>(less than 365 (366) days) | Long-term loans<br>(more than 365 (366) days) |
| <b>Q2</b>             |         |  |   |
| US Dollar / Euro      | minimum | -  | 2,10  |
|                       | maximum | -  | 6,00  |

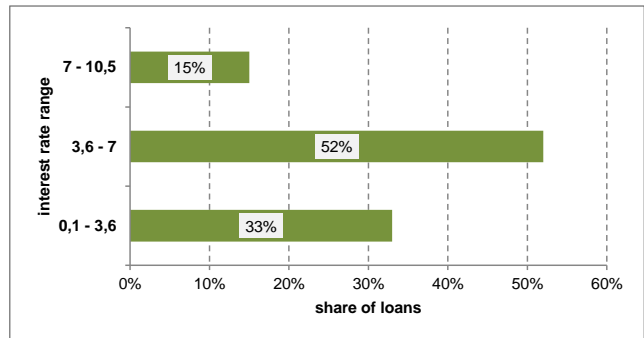
## The distribution of new loans by the level of interest rate

### Fixed interest rate

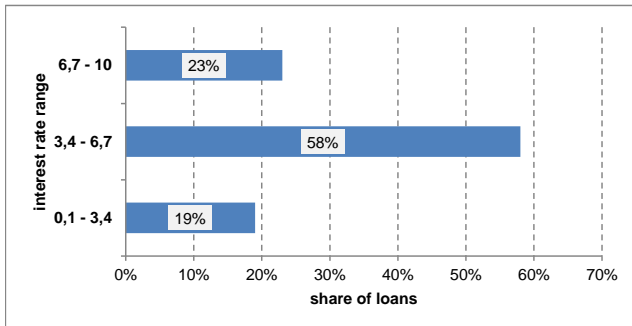
#### Short-term loans (less than 365 (366) days) US Dollar



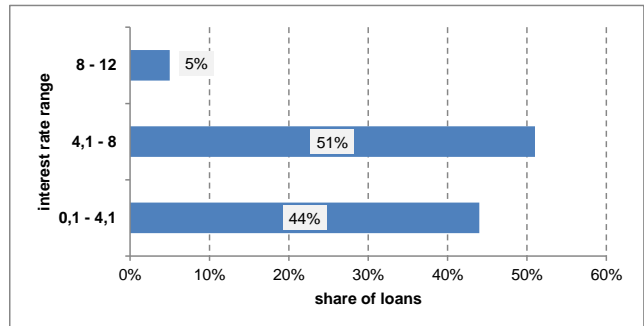
#### Long-term loans (more than 365 (366) days) US Dollar



#### Euro



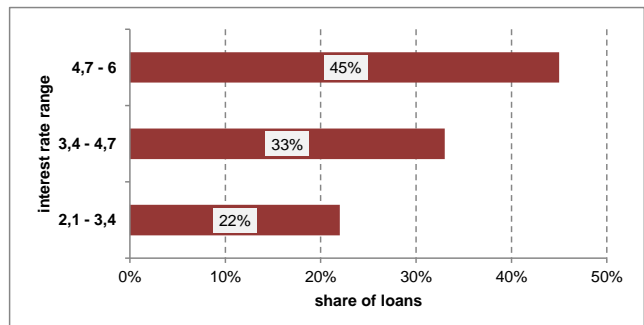
#### Euro



### Floating (variable) interest rate (spread)

#### Short-term loans (more than 365 (366) days)

#### Long-term loans (more than 365 (366) days)



## Information on the cost of real sector external borrowing in Q1 2021

| The currency of loans |         | Fixed interest rate                            |   |
|-----------------------|---------|--|---|
|                       |         | Short-term loans<br>(less than 365 (366) days) | Long-term loans<br>(more than 365 (366) days) |
| <b>Q1</b>             |         |  |   |
| US Dollar             | minimum | 0,25   | 1,00  |
|                       | maximum | 9,00   | 10,00   |
| Euro                  | minimum | 2,20   | 0,00  |
|                       | maximum | 8,50   | 10,85   |

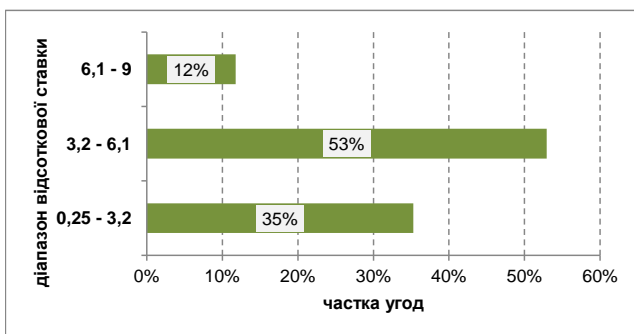
| The currency of loans |         | Floating (variable) interest rate (spread)     |   |
|-----------------------|---------|--|---|
|                       |         | Short-term loans<br>(less than 365 (366) days) | Long-term loans<br>(more than 365 (366) days) |
| <b>Q1</b>             |         |  |   |
| US Dollar / Euro      | minimum | 0,50   | 0,25  |
|                       | maximum | 2,10   | 5,75  |

## The distribution of new loans by the level of interest rate

### Fixed interest rate

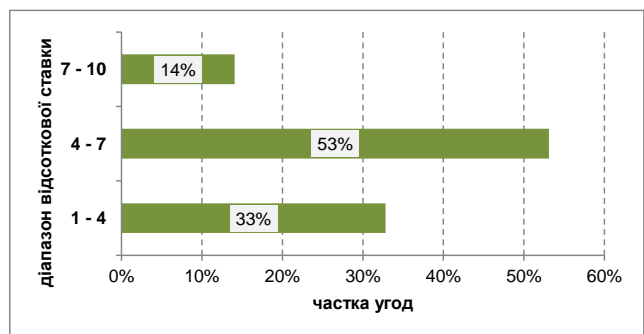
#### Short-term loans (less than 365 (366) days)

##### US Dollar

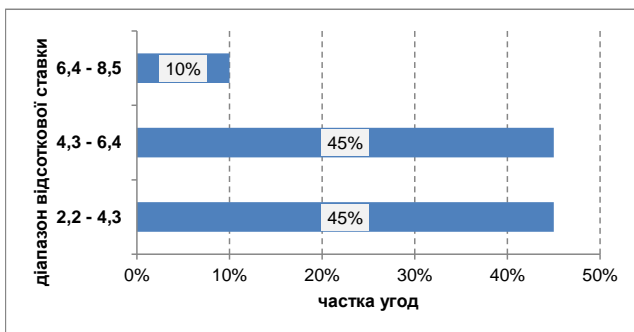


#### Long-term loans (more than 365 (366) days)

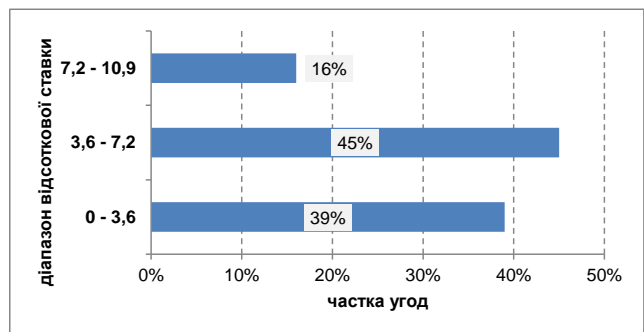
##### US Dollar



##### Euro

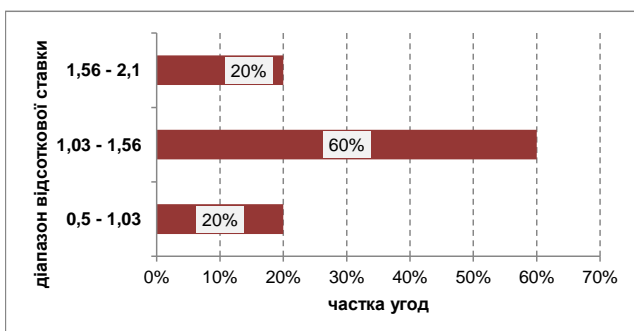


##### Euro



### Floating (variable) interest rate (spread)

#### Short-term loans (less than 365 (366) days)



#### Long-term loans (more than 365 (366) days)

